

project specification

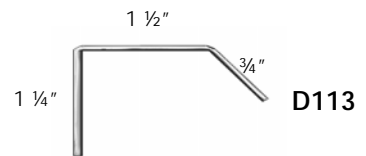
fixture type

Angle brackets and Extrusions

Job Name:  
 Job Nbr:  
 Tag:  
 Distributor:  
 Electrician:  
 Engineer:  
 Interior Design:  
 Architect:  
 note: site measurements required

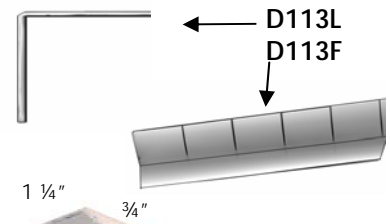
Note:  
 Any Changes or modifications to mmj lighting 96 ltd lighting fixtures, must be done in the mmj lighting 96 ltd factory. Any modifications or changes done in the field will void all warranties and approvals.

D113 Angle Bracket maximum overall length 72"



D113L - 1 1/2" x 1 3/4" L Bracket  
 D113L2 - 1 1/4" x 1 1/4" L Bracket  
 D113L3 - 1 1/4" x 2.0" L Bracket  
 D113L4 - 1 1/4" x 1 1/2" L Bracket  
 D113F - 1 1/2" x 1 3/4" slotted angle bracket  
 D113F1 - 1 1/4" x 1 1/4" slotted angle bracket  
 To be used for curved areas and right angles  
 MAXIMUM OVERALL LENGTH 48"

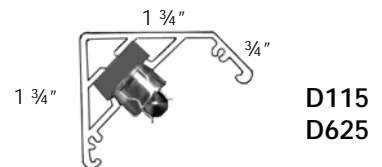
All angle brackets require A184 two sided tape to Mount the lighting



D114 extrusion to be used with D139c series binder section 3

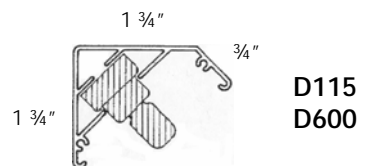


D115 extrusion to be used with"  
 D600 all lamp spacing binder section 3  
 D625 all lamp spacing binder section 5



Extrusion designed to allow lighting to slide in,  
 No two sided tape or clips required.

Top section for branch through wiring



Angle brackets and extrusions 1.20.04 